

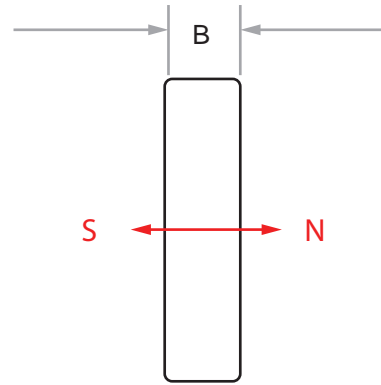
MECHANICAL SPECIFICATIONS:

A = 20.0mm

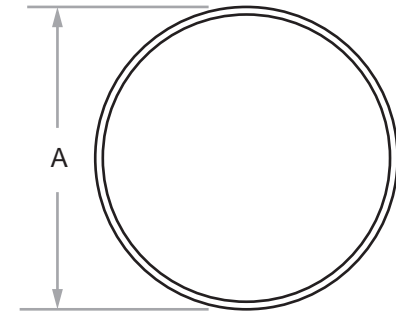
B = 5.0mm

MAGNETIC SPECIFICATIONS:

- 1) MAGNETISE THROUGH C
- 2) RED ARROW INDICATES POLES
- 3) $B_r = 1.32 \text{ T}$
- 4) $T_w = 80^\circ\text{C MAX}$




20mm x 5mm



2:1

Revisions				
ECN No.	Revision	Date	By	Approved

*Solidworks (DXF) or CAD/CAM drawings available on special request

Material: N42 Sintered Neodymium Magnet	 Indigo Instruments 169 Lexington Court, Unit I Waterloo, Ontario, Canada N2J 4R9 Tel: 1 (877) 746-4764 info@indigoinstruments.com www.indigoinstruments.com				
	Finish: Ni-Cu-Ni	Drawn: CM	Date: 2018/04/15	Title: Disc Magnet - 20.0mm x 5.0mm	
THIS TECHNICAL SPECIFICATION IS CONSIDERED PROPRIETARY PROPERTY OF INDIGO INSTRUMENTS AND SHALL NOT BE USED, REPRODUCED, RELEASED OR DISCLOSED IN WHOLE OR IN PART WITHOUT THE EXPRESSED WRITTEN PERMISSION OF INDIGO INSTRUMENTS. UPON REQUEST, THIS TECHNICAL SPECIFICATION MUST BE RETURNED TO INDIGO INSTRUMENTS OR DESTROYED. THIS PRODUCT MUST COMPLY WITH DIRECTIVE 2002/95/EC AND 2003/11/EC ON THE RESTRICTION OF THE USE OF CERTAIN HAZARDOUS SUBSTANCES (RoHS) IN ELECTRICAL AND ELECTRONIC EQUIPMENT.	Unless otherwise specified, dimensions are in mm , except as noted. Tolerances are: Angles: +/- 0.5 degrees Dimensions: .X +/- 0.1	Checked: SL	Date: 2018/04/15	Revision:	Part No: 44207-5
		Approved: SL	Date: 2018/04/15	Scale: 2:1	Sheet: 1 of 1